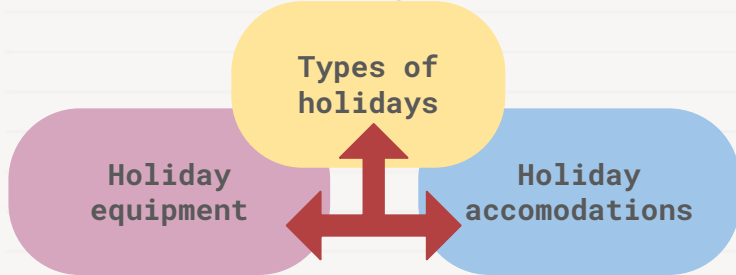


# Topic

## Travelling



## Subtopics



## AIMS

- to introduce and practice new vocabulary related to the topic,
- to develop students' speaking and writing skills;
- to activate thinking and imagination through the activities during lesson;
- to motivate students to travel around the world;
- to improve students' digital literacies;
- to provide a stable and welcoming atmosphere in the class.



# OVERVIEW

## Pre-lesson activities

Interactive presentation Take a Cultural Holiday With Google Arts & Culture, so they would get familiar themselves with the topic of the upcoming lesson and what approximately will be discussed during the lesson.



## During the lesson activities

1. **Brainstorming:** students brainstorm what they already know about the topic of the lesson.
2. **Group discussion:** *Do you like to travel? Let's talk a little bit about travelling!*
3. **Introducing the topic:** show students the pictures of some types of holidays and ask them to make predictions about what the lesson might be about based on the pictures.
4. **Listening activity:** students complete pre-listening activity, then listening activity, and complete post-listening task.



# OVERVIEW

During the lesson activities

5. Work in pairs:  
students work in breakout rooms and complete the activity/task.



## Post-lesson activities

- Lesson Reflection & Summary
- Students' writing task on creation of holiday blog with online resources



[Your holiday blog!](#)

# **RATIONALE**

**We expected students...**

**to be able to talk  
about travel and  
the types of  
holidays**

**to develop their  
vocabulary**

**to develop the ability  
to understand the  
information correctly**

**to develop their  
independence and  
self-sufficiency thanks to  
the breakout rooms**

**to express themselves  
fluently**

**to show their understanding  
and participation**



# RATIONALE



We anticipated that the tools we used would help us make the lesson more interesting and help the children learn the material better



Through the digital tools that we used, we expected their digital literacies to get improved



We expected the lesson to be useful, interesting, and most importantly, the lesson would help students develop their English skills and improve their digital literacies.






# The lesson

**Class: 7**

**Level: A2+**

**Time: 30 minutes**

## **Resources:**

-  **Wordwall**
-  **YouTube**
-  **Mentimeter**
-  **Google Forms**
-  **Google Arts & Culture**



[\*\*Lesson Plan Template\*\*](#)

# Lesson Plan

## 1. Warm up (2min)

*Students share their mood at the beginning of the lesson (Mentimeter)*

## 4. Develop speaking skills(10min)

*Work in breakout rooms, find information about places to go and present answers to the class*

## 1. Lead-in (3min)

*Topic Introduction (Wordwall)  
Describe pictures on the vocabulary "Travel"*

## 5. Reflection (3min)

*Fulfill a short questionnaire (Mentimeter)  
Enjoy your results!*

## 1. Develop listening skills (10min)

*While watching video, students match the dialogues with the types of holidays (YouTube)*

## 6. Post lesson activity (2min)


*Students create their ideas of holiday blog with online resources (Google Forms)*

# REFLECTIONS

## HOT REFLECTION



Immediately  
after teaching  
our lesson we  
completed a hot  
reflection



# ANALYSIS

## COLD REFLECTION



The day after  
our lesson we  
completed a  
cool  
reflection.





# ANALYSIS



## Engaging Lesson Structure:

Variety of activities:  
Warm-up, vocabulary,  
listening, speaking.  
Multimedia resources:  
Word Wall, YouTube,  
Mentimeter, Google Arts &  
Culture. Breakout rooms  
for group discussion.

## Student Engagement:

Activities effectively  
engaged learners.  
Multimedia resources  
aided engagement.  
Breakout rooms  
facilitated discussion.

## Challenges and Solutions:

Some students struggled  
with terms.  
Clarification provided.  
Students able to continue  
tasks.



# MAIN LEARNING POINTS



## Key Learning Points:

Balanced pacing crucial for engagement.  
Multimedia resources enhance learning.  
Clarification supports struggling students.

## Multimedia Enhancement:

Effective use of multimedia resources.  
Enhances learning experience.

## Importance of Pacing:

Balanced pacing crucial.  
Maintains student engagement.

## Support for Struggling Students:

Clarification provided for struggling students.  
Ensures active participation.



# OUTCOMES

## Students were able.....

to identify different types of travelling and their characteristics

## Students learned.....

new vocabulary related to travelling and different places to visit

## Students were able to.....

use the vocabulary in context through listening and in speaking activities, expressing their preferences and making suggestions

## Students improved.....

their listening skills by listening to a dialogue about diary writing during a holiday and completing a task related to it

## Students were able to.....

share and compare their ideas and preferences with their peers in a group discussion

# OUTCOMES

## Students developed.....

their critical thinking skills by choosing and justifying their choices for different types of holidays and places to visit

## Students had.....

a better appreciation for different cultures and places by discussing their preferences and experiences

## Students practiced.....

writing, reading, listening skills and speaking skills, as well as improved their digital literacy

## Students had fun.....

and engaging learning experience through the use of various resources such as Wordwall ,YouTube and other

## ACTION POINTS



## ACTION 1.

The first action is about mood tracker (Mentimeter).

We decided on action to keep using this digital tool for the future because we have noticed that this digital approach makes kids feel more proactive and confident about sharing their mood.

## ACTION 2.

The second action point is about digital tools that we used during our lessons for discussion and new vocabulary (Wordwall).

We have agreed with colleagues to keep using those tools for the future, since we have noticed that kids are very open to learn through gamification.



## ACTION

### ACTION 3.


Pupils have learnt new vocabulary on the topic **'Travelling'** and are ready now to broaden it using different digital tools (for example using **'Quizlet'** prepare a quiz for classmates as a revision, using **'Lumen5'** make up a video for the text of the lesson and further holidays.

## POINTS

### ACTION 4.

Learning vocab **'Travelling'** is a good background for introducing a new grammar topic **'Modals for obligation and advice'**. As a pre-lesson activity we may ask students to shoot a video **'At the hotel'** to find out modals in them.





***“Every child is gifted.  
They just unwrap their  
packages at different  
times”***

**- Someone Famous**